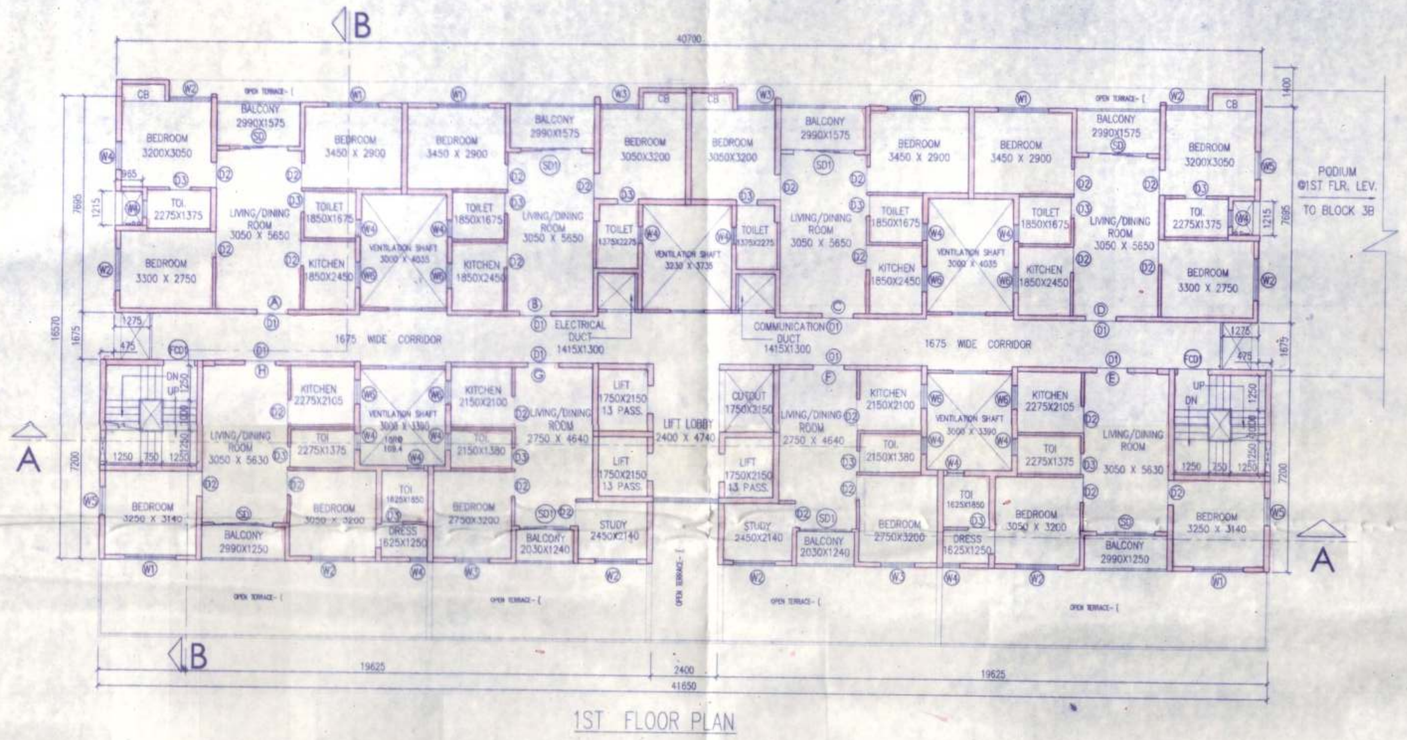

1ST FLOOR PLAN

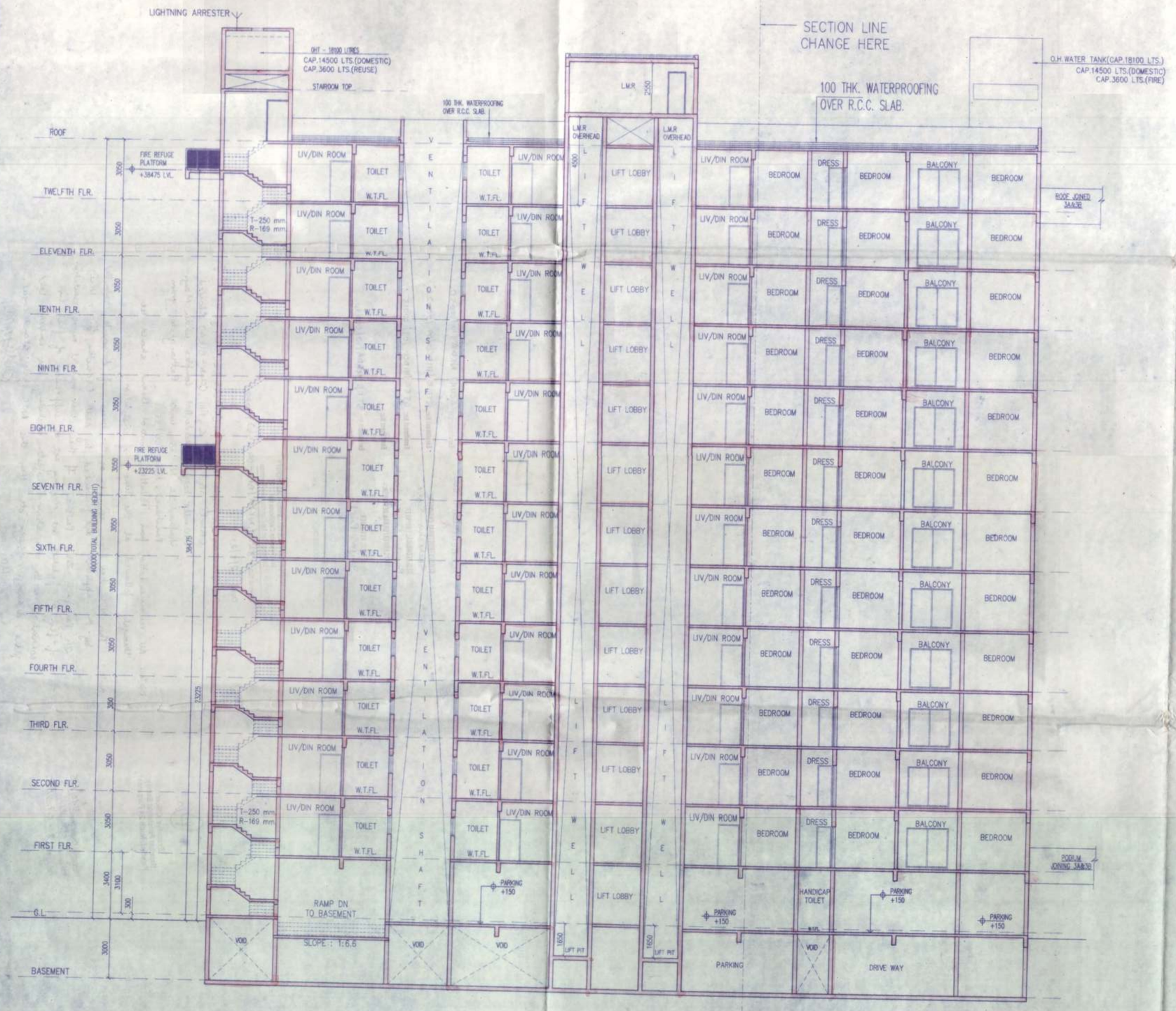

SECTION AT A-A'

SECTION LINE CHANGE HERE

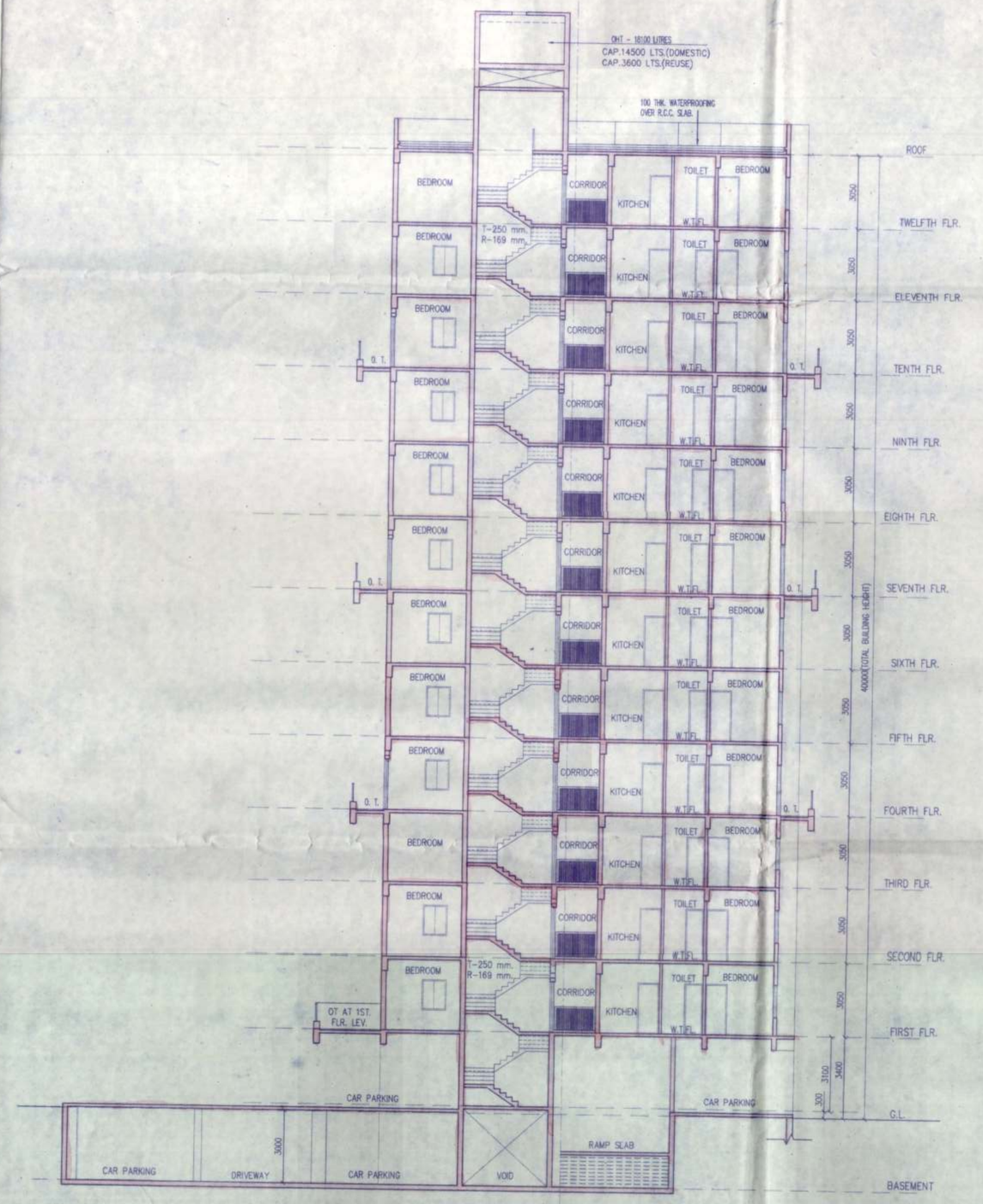

SECTION AT B-B'

SECTION LINE CHANGE HERE

SPACIAL NOTES

1. Fly ash and Fly based materials are to be used for construction.
2. There is not any water body (pond) in the plot.
3. Solar panel are provided at roof top for generation of energy of energy equivalent to 1% of the connected load.

PROJECT

PROPOSED B+G+XII(BLOCKS 1,2,3A), G+XI(BLOCK3B,3C,3D) & G+III(CLUB-BLK.4) STORIED (40 MTS HEIGHT) RESIDENTIAL BUILDING UNDER MOUZA CHAPNA J. NO 35, RS/LR DAG NO 144,146,149,152,153,154,155,156,157,258, 259,260,261,262,263,264(P),265(P),266(P),267(P), 268, 270(P),271,275,276,277, 280. UNDER PATHAR GHATA GRAM PANCHAYAT, P.O. & P.S. RAJARHAT NORTH 24 PARGANAS, KOLKATA – 700135

WINDOW SCHEDULE

MKD.	MASONRY OPENING		DESCRIPTION
	WIDTH	HEIGHT	
W1	1800	1350	ALUMINUM CASEMENT WINDOW
W2	1500	1350	ALUMINUM CASEMENT WINDOW
W3	1200	1350	ALUMINUM CASEMENT WINDOW
W4	600	900	ALUM. GLASS LOUVERS WINDOW
W5	1000	1350	ALUMINUM CASEMENT WINDOW
W6	900	900	ALUMINUM CASEMENT WINDOW

DOOR SCHEDULE

FCD	1000	2100	FACTORY MADE FIRE DOOR
FCD1	1100	2100	FACTORY MADE FIRE DOOR
SD	2100	2100	ALUMINUM SLIDING DOOR
SD1	1800	2100	ALUMINUM SLIDING DOOR
SD2	1515	2100	ALUMINUM SLIDING DOOR
SD3	1365	2100	ALUMINUM SLIDING DOOR
D	1500	2100	FLUSH DOOR
D1	1100	2100	FLUSH DOOR
D2	900	2100	FLUSH DOOR
D3	750	2100	FLUSH DOOR
D4	1000	2100	FLUSH DOOR
DWT	2400	2100	AS PER DETAIL

NOTES

1. All dimensions are in mm
2. Discrepancies in dimensions or otherwise should be brought to the notice of consultant before starting the work.
3. This drawing supercedes earlier drawings.
4. All brickwork plastering inside or outside are in the ratio of 1:6 & 1:4 respectively & outside plastering contains water proofing
5. This drawing should be read only and not to be scaled
6. All civil works are as per I.S.456 and all reinforcement as per I.S. 1178
7. All R. C. C. work should be done as per specifications mentioned in the structural drawings.
8. All precautionary measures shall be taken at the time of construction of semi underground reservoir
9. Depth of water reservoir shall not be more than the depth of main column foundation.
10. All external walls are 200, 160 thk. and all internal walls are 100 thk. unless otherwise specified.
11. This drawing should be used for Sanction Purpose only.
12. For details of reinforcement & RCC work refer structural drawings.
13. The top slab of the U.G.R is structurally safe for taking load of heavy vehicles like fire tender.

UNDERTAKING BY THE OWNER

1. I/We confirm that the building operation to be undertaken shall be strictly in accordance with the Act and the rules and regulations made thereunder.
2. I/We confirm that no building materials shall be deposited in any street
3. I/We confirm that I/We shall not transfer the open space or any thereof, shown in building plan, as land appurtenance to the proposed building.

SIGNATURE OF OWNER

Land Owner: MERLIN PROJECTS LTD.
Mailing address: Merlin Oxford, 22, Prince Anwar Shah Rd, Kolkata, West Bengal 700033

CERTIFICATE OF THE ARCHITECT:

I certify that all the Architectural Drawing of the project prepared by me complying with the New Town Kolkata Building Rules,2014. I also certify that the plans and drawings prepared by me comply with all Provision regarding the Fire Protection as per the prevailing National Building Code.I shall be held responsible if any incorrect information is furnished by me or any violation of provision of these rules or the prevailing National Building Code is found in any of the drawings and documents,signed by me and submitted to the Sanctioning Authority for obtaining sanction.

DEBATOSH SAHU
COA Regn. No- CA/89/12368
NKDA REGN. NO. ACHR/NKDA/10/00050
35A, Dr. Sarat Banerjee Road, Kolkata-700 029
SIGNATURE OF ARCHITECT

DECLARATION OF GEO-TECHNICAL ENGINEER

It is certified that the comprehensive Geo-Technical report on soil investigation has been prepared by me for design and calculation of the foundation by analysing the soil samples for estimating the bearing capacity of the soil on which foundation of structure will be constructed. shall also check the nature of the soil after excavation at site so that foundation is extended up to appropriate depth that have been proposed in the Geo-Techinal report.

Prasanta Kumar Ghosh
Geotechnical Engineer
B.E.M.Tech.M.I.G.S (LM-3583)
Enrolment No. GTER-HIDCO/09/00016

PRASANTA KUMAR GHOSH
GTER-HIDCO / 09 / 00015
GEO-TECHNICAL ENGINEER:

CERTIFICATE OF THE CIVIL/STRUCTURAL ENGINEER:

Certified that the structural drawing and design of both the foundation and superstructure of the building /buildings has been made considering the Soil Test Report (as per these rules and the regulations made under the act) and also considering all possible loads, seismic load and the moments generated by the proposed structure as per the Bureau of Indian Standard and National Building Code of India and certified that it is safe and stable in all respect and these provisions shall be adhered to during the construction

SANJIV J. PAREKH
M.E.-STRUCT.; M.E.-CONST.ENG.;
B.C.E., FIE-F-018292-4;
STR/NKDA/10/00004

SANJIV J. PAREKH
M.E.-STRUCT.; M.E.-CONST.ENG.;
B.C.E., FIE-F-018292-4;
STER/NKDA/10/00030

SANJIV PAREKH
STER/NKDA/10/00030
SIGNATURE OF STRUCTURAL REVIEWER

SNEHASHIS SINHA
B.E.(Civil), M.E.(Stru), FIE, MICI
Chartered Engineer-II
Empanelment No.- STER_HIDCO/09/00026
Ind. PE No.: IP/910007/1-2

SNEHASHIS SINHA
STER/HIDCO/09/00026
SIGNATURE OF STRUCTURAL ENGINEER

ARCHITECTURAL DRAWING

BLOCK 3A B+G+12

FLOOR PLANS:

1ST FLOOR PLAN, SECTION AT A-A & SECTION AT B-B

N

SCALE 1:100	DRAWING NO. ARCH/SANC/3A/B	DATE

ESPACE
ARCHITECT
35-A, DR. SARAT BANERJEE ROAD, KOLKATA-700029
Tel/Fax : 91-33-2465-4130 / 4159
e-mail : info@espacekolkata.com
WEBSITE : www.espacekolkata.com

BLOCK 3A
B+G+12

THIS DRAWING HAS NOT BEEN PUBLISHED AND IS THE SOLE PROPERTY OF ESPACE AND IS ISSUED TO THE PARTY FOR THE SPECIFIC PURPOSE OF MUNICIPAL SANCTION AND IT SHALL NOT BE REPRODUCED, COPIED, LENT OR OTHERWISE DISPOSED OFF DIRECTLY OR INDIRECTLY, NOR USED FOR ANY OTHER PURPOSE OTHER THAN FOR WHICH IT IS FURNISHED.

12

ARCHITECT: Debdeep Saha — Enrollment No: ACHR/NKDA/ib/00059

CIVIL/STRUCTURAL ENGINEER: Snehasish Saha — Enrollment No: STER/HIBCO/09/00026

GEO-TECHNICAL ENGINEER: Prosenjit Kumar Ghosh — Enrollment No: GTER/HIBCO/09/00015

TOWN PLANNER/URBAN DESIGNER: — Enrollment No:

STRUCTURAL REVIEWER: Somjit Paech — Enrollment No: STER/NKDA/ib/00030

STRUCTURAL DRAWINGS, STRUCTURAL DESIGN CALCULATIONS & SOIL TEST REPORT ARE NOT ENDORSED AND KEPT FOR RECORDS ONLY.

NEW TOWN KOLKATA DEVELOPMENT AUTHORITY
No Objection Certificate for
Sanction of Building Plan for Construction Purpose

Memo No. 8291/NKDA/BPS-04 (53)/2020

Date: 2/8/21

Building Particulars: Proposed G+4+XII (Blocks 1,2,3A), G+XI (Blocks - 3B, 3C, 3D) & G+III (Club - Block4) Storied (40 units height) Residential Complex under Mouza - Uttipna, JL No. 35, under Rajpur Sonarpur Municipality, Kol - 700135

Note: All recommendation from Pollution Control Board should be strictly followed at the time of construction.

Note: This NOC has been issued on the basis of documents submitted by the applicant and issued by NKDA. Executive Officer, North 24 Parganas Zila Parishad. If there was material misrepresentation of facts of building and or any act of suppression of fact in connection with the above project in claiming the required FAR, planning, design, etc. then this NOC shall stand void.

Soumyadeep Majumder

Tapan Kumar Dwari
Chief Architect
New Town Kolkata Development Authority

Assistant Architect
New Town Kolkata Development Authority

SANCTIONED & APPROVED

Executive Officer
Rajarhat Panchayat Samity
Rajarhat, North 24 Parganas

Approval Order No. 1246/RPS
Date 22-09-2021
Valid up to 21-09-2026